

# WATER SAFETY



Teach your children and yourself  
bathing-, boating- and ice-safety  
together with International Lifesaving  
Federation – Europe, ILSE.

It is important to know these safety  
rules when you and your child are  
nearby or in water.

With the help of this information  
leaflet, you and your child can learn  
the most important rules when you  
color in the four selected pictures.




Swedish  
Life Saving Society








Never walk away from your parents nearby water!




Red flag means no bathing. Obey the signs!




Never push anyone into the water!





Always wear life jacket while boat riding!



Don't walk on ice thinner than 10 cm!



# Ten rules for water safety

1. Never walk away from your parents nearby water!
2. Be careful with floating toys!
3. Red flag means no bathing. Obey the signs!
4. Safe bathing – beware of the depth!
5. Don't dive into unknown water!
6. 112 – easy to know!
7. Never push anyone into the water!
8. Always wear life jacket while boat riding!
9. Always swim in supervised areas!
10. Don't walk on ice thinner than 10 cm!





Swedish  
Life Saving Society



*Illustrations by Croatian Red Cross*  
*Text and layout by Swedish Life Saving Society*